



# COMMUNITY HEALTH NEEDS ASSESSMENT

*Executive Summary Report*



2025

*Sussex County  
is Our Specialty*





**Beebe**  
**Healthcare**





# Table of Contents

Mission ..... 4

Vision ..... 4

Our Commitment to Your Good Health ..... 6

Who Are We? ..... 8

Beebe Healthcare’s Community Benefits ..... 10

Community Health Needs Assessment Overview ..... 12

Patient Protection and Affordable Care Act ..... 13

Community Health Needs for 2025 ..... 14

The Community We Serve ..... 16

Community Engagement ..... 18

Community At-A-Glance ..... 20

Next Steps ..... 34

Data Gaps ..... 35

Consultants ..... 36

Special Thanks ..... 37

Additional Information ..... 38



# Mission

*Beebe Healthcare's charitable mission is to encourage healthy living, prevent illness, and restore optimal health in the people who reside, work, or visit the communities we serve.*

# Vision

*Our vision is that Beebe Healthcare will be the healthcare system of choice for all people in Sussex County.*







Questions or comments regarding the Community Health Needs Assessment can be emailed to Kim Blanch

[kblanch@beebehealthcare.org](mailto:kblanch@beebehealthcare.org)





# Our Commitment to Your Good Health

## *A Letter from Beebe Healthcare's President & CEO*

With over a century of commitment to Sussex County, Beebe Healthcare is the healthcare provider of choice to the people and families of our community. Over the past 100 years, we have grown from a small community hospital to a progressive integrated healthcare system focused on bringing clinically sophisticated and innovative programs to our area to help people in our community lead and maintain healthy lifestyles.

We are pleased to present our 2025 Community Health Needs Assessment (CHNA). As a nonprofit health system, Beebe Healthcare conducts a community health needs assessment every three years to identify our county's evolving health priorities. This is accomplished by engaging our community members, leaders, and partner through surveys, interviews, and focus groups. These findings help Beebe Healthcare target solutions and specialize in what our communities need – by listening to those we serve and developing focused plans. We deeply believe in the importance of this work.

I would like to offer my gratitude to the residents, stakeholders, partners, and focus group participants throughout Sussex County for their valuable contributions and the time they offered to our CHNA process. We thank all our community partners for their dedicated collaboration to date and look forward to our next phase of implementation planning that will continue to include collective strategies for greatest impact.

We are committed to serving the needs of our growing community. We are proud that our Medical Staff continues to grow because of the excellent clinical programs and opportunities. A robust medical staff helps address a lack of access to care. Since our previous CHNA, Beebe Healthcare has added well over 100 clinicians and this new assessment will facilitate adding more.







**David A. Tam, MD, MBA, CPHE, FACHE**  
President & CEO, Beebe Healthcare

A stylized, handwritten signature in black ink, appearing to read 'D. Tam'.

In June of 2022, Beebe Healthcare announced its new 5-year strategic plan: One Beebe. This plan renews our commitment to providing the best care for our patients and our community. To ensure that we remain the best choice for area residents and visitors alike, we must strategically reaffirm our mission and vision; build on our momentum through focused action in pursuit of distinctive and essential goals; and strengthen our culture of empathy and excellence for all.

We face – together – challenging headwinds in our efforts to improve healthcare in our community. State and Federal reimbursement changes, expansive growth in both population and healthcare complexities, supply chain stresses, and national shortages in the healthcare workforce all continue to add layers of difficulties. Tough decisions will have to be made. That's why I believe we must all be strongly aligned in doing what is right for those we care for in Sussex County.

I'm proud to say Beebe Healthcare is solely focused on the healthcare needs of the people who live, work, visit, and seek care in Sussex County. As the only health system headquartered in Sussex County, it is our unique position to truly understand the programs, technologies, and barrier breakers needed to provide excellent healthcare services to those we serve because Sussex County is Our Specialty.

***Sussex County is Our Specialty***



## Who Are We?

*It started as a small three-bed facility and has grown into a comprehensive community health system serving Sussex County.*

[Beebe Healthcare](#), a cornerstone of medical care in Sussex County, Delaware, has a long-standing legacy dating back to its founding in 1916. Initially established by Drs. James and Richard Beebe, founders of Beebe Healthcare, a small, community-focused hospital in Lewes, Delaware, have grown the organization into a comprehensive healthcare system serving the rapidly expanding population of southern Delaware. Over the past century, Beebe Healthcare has evolved from a modest 15-bed healthcare facility into a 210-bed licensed regional health system with over 200 medical staff members in 40 different specialties, employing more than 3,000 staff members and making it one of the largest employers in Sussex County. The system now encompasses acute care services and an integrated network of outpatient facilities, specialty care practices, and urgent care centers strategically located throughout the county.

Beebe Healthcare's footprint has expanded significantly over the years to meet the health demands of a growing population. The original Margaret H. Rollins Lewes Campus remains a vital hub, offering a full range of acute care services. More recently, Beebe Healthcare has broadened its reach by opening the Specialty Surgical Hospital at the Beebe Health Campus in Rehoboth Beach in 2022, enhancing its surgical care capabilities in a patient-centered environment. Additional campuses include outpatient and walk-in centers such as Georgetown, Millsboro, Long Neck, Millville, and South Coastal. These expansions reflect Beebe Healthcare's proactive approach to bringing care closer to where people live and work, addressing access and continuity of care across the region.

Beebe Healthcare has also been recognized for excellence in clinical quality and community engagement. It has received accolades from organizations such as the American Heart Association for stroke care and Healthgrades for patient safety and clinical excellence. In addition, The Leapfrog Group has designated Beebe Healthcare as a Top Rural Hospital and consistently earns high patient satisfaction ratings. These honors underscore Beebe Healthcare's commitment to delivering high-quality, compassionate care while continuously innovating to meet the evolving needs of its community. As a not-for-profit, community-based health system, Beebe Healthcare remains deeply invested in the well-being of Sussex County residents and continues to be a trusted health partner for generations.



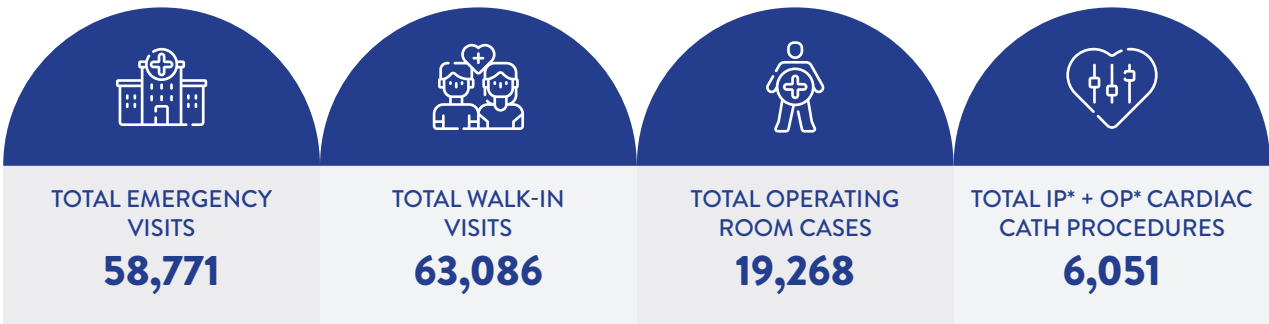




# Beebe Healthcare's Community Benefits

## Turning Purpose into Progress

Beebe Healthcare remains deeply committed to improving the health and well-being of individuals and families across Sussex County. As a not-for-profit health system, Beebe Healthcare reinvests resources into the community through a broad range of programs and services that go beyond clinical care. The community benefit data below reflects Beebe Healthcare's ongoing dedication to providing uncompensated care, supporting public health initiatives, and addressing the underlying social determinants that impact health outcomes. In FY24, Beebe Healthcare contributed more than \$188 million in total community benefit, including essential services such as charity care, subsidized health programs, medical education partnerships, and investments in behavioral health and wellness. These efforts demonstrate Beebe Healthcare's holistic approach to healthcare, ensuring access, equity, and long-term community resilience through strategic partnerships and targeted outreach.



## OUTPATIENT PROCEDURES

EKG Procedures	21,106
Cardiac Lab Procedures	17,507
Lab Procedures	1.04M
Radiation Oncology (procedures)	16,374
Medical Oncology (patients)	8,200
Medical Oncology (visits)	18,981
Home Health (visits)	52,550

# COMMUNITY BENEFIT COST



**Charity Care**  
(at cost)

**\$2,558,378**



**Bad Debt**  
(at cost)

**\$6,314,004**

## Government-Sponsored Healthcare

**\$17,393,394**



Medicare - \$118,411,118

Medicaid - \$4,954,794

## Community Benefit Program (net loss)



Health Promotion and  
Wellness Programs

**\$972,604**



Behavioral Health Services

**\$287,176**



Sexual Assault Nurse  
Examiner Programs

**\$172,953**



Oncology Research Program

**\$228,328**



Interpreter Services

**\$644,689**



Physician Services Recruitment

**\$629,531**



Physician Practice Guarantees

**\$11,477,965**



Workforce Development with  
Educational Institutions

**\$2,605,652**



Sponsorships

**\$3,374,497**

**\$17,393,394**

## Beebe Medical Group

**\$39,033,464**



**TOTAL COMMUNITY BENEFIT**

**\$188,666,151**



# Community Health Needs Assessment Overview

## *Engaging Voices, Identifying Needs, Driving Solutions*

In the fall of 2024, Beebe Healthcare launched a CHNA to evaluate the health status, needs, and disparities affecting residents across Sussex County, Delaware, Beebe Healthcare's primary service area (PSA). Guided by IRS requirements under the Affordable Care Act (ACA), the CHNA aimed to identify key health challenges, highlight service gaps, and inform future community health planning efforts. Beebe Healthcare collaborated with stakeholders, including health officials and providers, nonprofit leaders, and community members, to ensure a well-rounded and inclusive approach to understanding community needs. Through the integration of primary data, such as focus groups and stakeholder interviews, and secondary data on demographics, health outcomes, and social determinants of health, the CHNA provided a comprehensive picture of health in the region.

Following the data collection and analysis phase, Beebe Healthcare convened a prioritization session with internal leaders to review findings and determine which health issues warranted the most immediate and focused attention. This collaborative session was guided by criteria such as the severity of the issue, disparities among vulnerable populations, and Beebe Healthcare's capacity to address the needs through existing or potential resources. The process identified and reinforced three top priorities for the region: chronic conditions (such as diabetes, heart disease, hypertension, and obesity), behavioral health (encompassing mental health and substance use), and cancer, with a specific focus on education, screening, and navigation. These issues emerged as highly prevalent and critical to the well-being of individuals and families across Sussex County.

Beebe Healthcare is committed to developing and implementing strategic initiatives that address these priority areas directly. The organization will leverage its clinical expertise, community partnerships, and outreach capabilities to drive measurable improvements in these domains. For chronic conditions, efforts will focus on access to prevention, disease management, and health education, particularly among high-risk and underserved populations. In behavioral health, Beebe Healthcare plans to explore opportunities for expanded services while working alongside local partners to address stigma and social support gaps. Cancer prevention and treatment initiatives will include access to behavioral health services, community screening events, navigation services, and enhanced care coordination across oncology and support services.

Beebe Healthcare's approach is grounded in data and its long-standing commitment to the health of the communities it serves. The 2025 CHNA reflects current challenges and serves as a roadmap for continued action. As Beebe Healthcare enters the CHNA implementation phase, it will regularly monitor progress, engage with stakeholders, and adjust strategies to ensure a lasting impact. By prioritizing chronic conditions, behavioral health, and cancer, Beebe Healthcare takes deliberate, informed steps to improve population health outcomes and foster a healthier, more resilient region.



## Patient Protection and Affordable Care Act

The Patient Protection and Affordable Care Act (PPACA), enacted on March 23, 2010, requires all tax-exempt hospitals to conduct a Community Health Needs Assessment every three years and to develop an implementation strategy to improve the health of their communities. These strategies comprise evidence-based programs, targeted initiatives, and collaborative activities designed to address the specific needs identified in the CHNA. The Internal Revenue Service (IRS) requires hospitals to not only implement these strategies but also report on the progress made, including an explanation of any identified needs that remain unaddressed.

Beebe Healthcare's CHNA fulfills the requirements of Section 501(r)(3) of the Internal Revenue Code by thoroughly analyzing primary and secondary data related to demographics, health outcomes, and socioeconomic conditions at the local, state, and national levels. The CHNA and its resulting implementation strategy demonstrate Beebe Healthcare's full compliance with federal regulations and its ongoing commitment to enhancing the well-being of the community it serves.

The full IRS requirement for the CHNA and Implementation Strategy Plan can be found [here](#).



# Community Health Needs for 2025

## *Framing the Path Forward*

Beebe Healthcare identified chronic diseases, behavioral health, and cancer as its top priorities for the 2025<sup>1</sup> CHNA, based on community input, data trends, and the health impact in Sussex County. To address these pressing needs, Beebe Healthcare will implement targeted interventions and collaborative strategies to improve health outcomes and reduce disparities across the region.

This assessment prioritizes chronic conditions such as diabetes, heart disease, hypertension, and obesity, recognizing their profound impact on overall health and well-being. Chronic diseases have been prioritized as the leading healthcare concern because of their prevalence across multiple age cohorts, particularly among individuals aged 50 and older. This demographic experiences a significantly higher incidence of chronic conditions, often dealing with comorbidities that exacerbate health risks and increase healthcare utilization. As people age, physiological changes, lifestyle factors, and genetic predispositions contribute to the persistence and progression of these diseases, making them a central focus for prevention and intervention efforts.

The impact of chronic conditions extends beyond individual health, influencing healthcare costs, workforce stability, and the overall well-being of the community. Studies indicate that managing chronic diseases in older populations requires comprehensive care strategies, including early detection, lifestyle modifications, and access to specialized treatment. Prioritizing chronic disease management ensures that healthcare resources are allocated efficiently, addressing the most pressing needs within the population and promoting healthier aging across the community.

Additionally, behavioral health remains a crucial focus, addressing the ever-present needs related to mental health and substance use disorders. Rural communities often face significant barriers to accessing behavioral health services, including provider shortages, stigma, and financial limitations, which can exacerbate untreated conditions. Mental health challenges and substance use disorders impact individuals across socioeconomic backgrounds, meaning that residents throughout the county may struggle to find adequate care. By prioritizing behavioral health, Beebe Healthcare aims to bridge gaps, ensure equitable access to care, and promote the overall well-being of the community. Addressing these needs holistically strengthens Beebe Healthcare's mission, reduces emergency department, and stimulates long-term health improvements for residents of all backgrounds.

Cancer prevention, education, and patient navigation are also highlighted to enhance early detection, improve treatment outcomes, and cultivate collaborative solutions that empower individuals while promoting lasting community wellness. Given its widespread impact, a proactive approach through a broader framework of access to care is essential to improve early detection, expand access to screenings, and enhance patient support throughout the treatment journey. Rural communities often experience disparities in cancer care because of limited healthcare resources, financial barriers, and geographic isolation. Meanwhile, even in more developed coastal areas, individuals may struggle to navigate complex treatment options or access timely preventive services. By prioritizing cancer-focused initiatives, a community-based hospital can reduce the burden of late-stage diagnoses, empower residents with knowledge, and create pathways to comprehensive care that improve outcomes for all. Strengthening these efforts aligns with Beebe Healthcare's mission to provide equitable health care and address a leading cause of mortality in the region.

<sup>1</sup> Beebe Healthcare's 2022 CHNA identified behavioral health (including mental health and substance use disorders), chronic diseases (such as cancer, heart disease, high blood pressure, and diabetes), and healthy lifestyles (including obesity and nutrition) as key community health priorities. In the 2025 CHNA cycle, Beebe Healthcare's Population Health Area Council convened a prioritization session to assess and reorganize the needs based on updated data and emerging trends. As a result, Beebe Healthcare will continue its strong focus on chronic diseases and behavioral health, while recognizing that healthy behaviors remain a foundational element that will be integrated across all priority areas. Notably, cancer emerged as a growing health concern in Sussex County. In response, Beebe Healthcare has elevated cancer as a distinct priority area requiring intensified focus and dedicated resources to address its increasing impact on the community.



Chronic diseases, Behavioral health, and cancer are significant public health concerns in Sussex County due to their high prevalence and substantial impact on the community. Chronic diseases, including heart disease, hypertension, diabetes, and obesity, account for seven of the top ten leading causes of death in Delaware and impose billions of dollars in health-related costs annually. Approximately 10% of Delaware residents live with multiple chronic conditions, reflecting a considerable burden on the healthcare system.<sup>2</sup>

Behavioral health challenges, including mental health disorders and substance use, are also pressing issues in Sussex County. The county has the highest concentration of older adults in Delaware, with 29.48% of its population aged 65 and older.<sup>3</sup> This demographic is particularly vulnerable to behavioral health issues, and the projected increase in the elderly population is expected to exacerbate these challenges.<sup>4</sup> In addition, data from Delaware’s My Healthy Community shows that 18.4% of adults in Sussex County report having been depressed, which underscores the widespread prevalence of mental health challenges in the area.<sup>5</sup> With the ratio of mental health providers to residents being approximately 1 to 450, compared to 1 to 310 in the state, these shortages contribute to delays in care and inadequate treatment.<sup>6</sup>

Cancer remains the second leading cause of death in both Delaware and Sussex County. From 2016 to 2020, Delaware’s all-site cancer incidence rate was 457.6 per 100,000 population, significantly higher than the national rate of 442.2 per 100,000. During the same period, Sussex County reported 8,880 new cancer cases and 3,191 cancer-related deaths, underscoring the disease’s substantial impact on the local population.<sup>7</sup>

Jointly, the 2025 identified health needs highlight the necessity for targeted interventions and resources to address the complex health landscape of Sussex County. Beebe Healthcare’s prioritized needs reflect a strategic response to these pressing community health issues.

Figure 1: Beebe Healthcare’s 2025 Identified Needs



<sup>2</sup> [State of Delaware News, 2024](#)  
<sup>3</sup> [Neilsberg Sussex County, DE Population by Age, 2025 Update](#)  
<sup>4</sup> [A 4-D view of Delaware’s Geriatric Behavioral Health Issues: Dementia, Depression, Drugs, and Diversity](#)  
<sup>5</sup> [Delaware Environmental Public Health Tracking Network, My Healthy Community](#)  
<sup>6</sup> [County Health Rankings](#)  
<sup>7</sup> [First State Health](#)

# The Community We Serve

## *Meeting Needs, Bridging Gaps*

Beebe Healthcare's primary service area for the CHNA consists of the central and eastern portions of Sussex County, where the majority of its patients reside and receive care. The area includes communities such as Bethany Beach, Dagsboro, Ellendale, Fenwick Island, Frankford, Georgetown, Harbeson, Lewes, Lincoln, Milford, Millville, Millsboro, Milton, Ocean View, Rehoboth, and Selbyville—regions that represent Beebe Healthcare's highest volume of inpatient and outpatient encounters. These towns and their surrounding ZIP codes are considered the core geographic areas where Beebe Healthcare's services have the greatest reach, impact, and ensure that the identified health needs, disparities, and priorities are directly aligned with the community most dependent on Beebe Healthcare's services.

Additionally, primary service area ZIP codes areas tend to reflect the resources, partnerships, and programs developed in response to the CHNA, which have the most significant impact when tailored to the population that actively engages with the health system. This targeted approach enhances efficiency, relevance, and accountability, ensuring that strategic planning and implementation efforts are focused where they are most needed.

While the CHNA centers on ZIP codes within Beebe Healthcare's primary service area, it is essential to emphasize that Beebe Healthcare proudly serves all residents of Sussex County and extends its reach across the broader Delmarva Peninsula. Many individuals from surrounding communities in the secondary and tertiary service areas rely on Beebe Healthcare for high-quality, compassionate care. Beebe Healthcare's role as a regional health leader, mission, and resources are not confined to a single geography. Instead, the organization remains committed to improving health outcomes for all individuals who seek care within its network, including those in rural and underserved parts of the region. This broader commitment is reflected in Beebe Healthcare's partnerships, outreach efforts, and strategic planning that consider the evolving needs of its entire service region.

The 2025 CHNA emphasizes that data collection, analysis, and strategic planning are centered on the populations most directly dependent on Beebe Healthcare's services.

This focused approach allows a more accurate understanding of the region's health status, needs, and disparities, ultimately guiding resource allocation and community health improvement efforts.





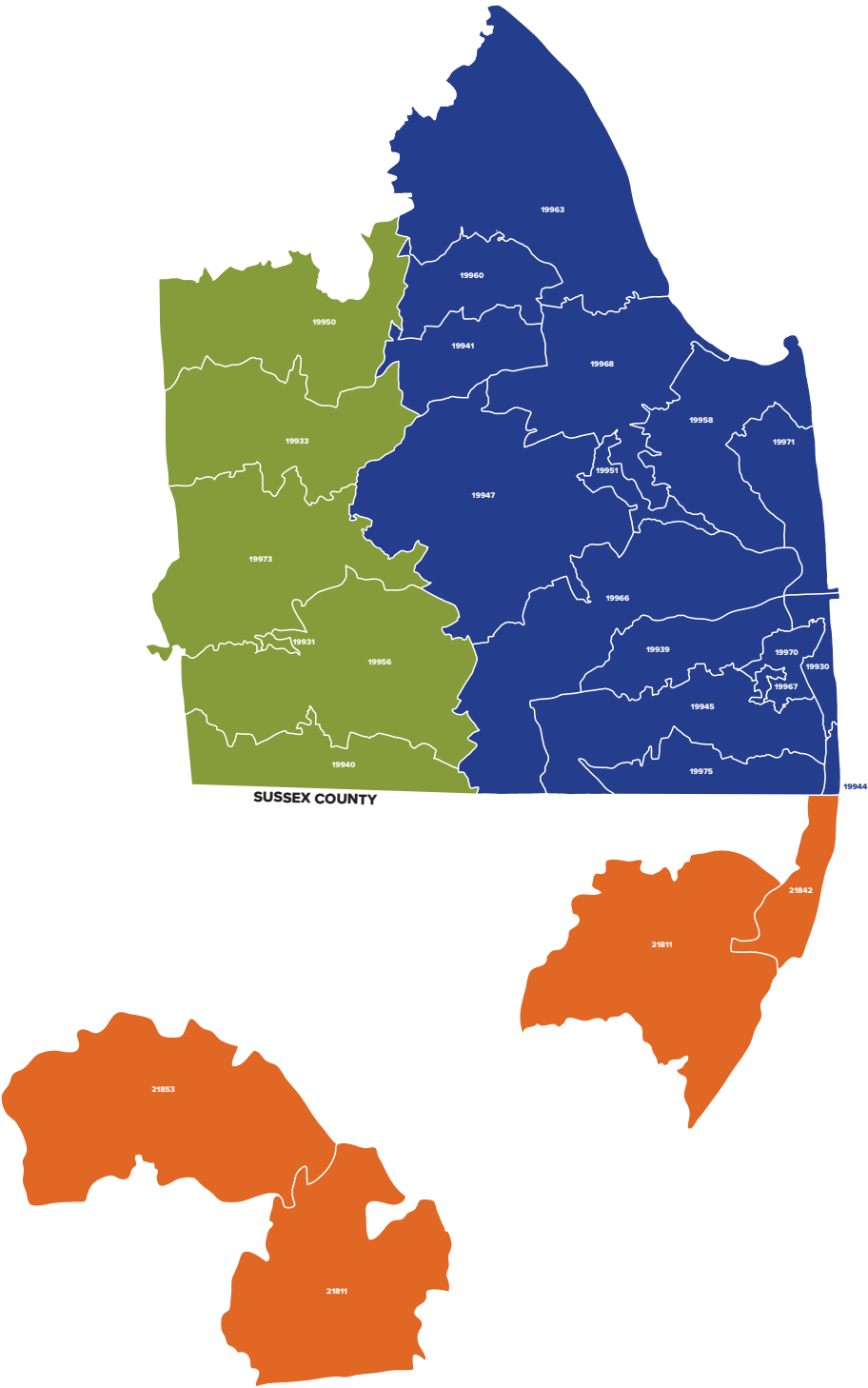
**Table 1: Beebe Healthcare's Service Areas**

PRIMARY SERVICE AREA	
ZIP CODE	CITY/TOWN
19930	Bethany Beach
19939	Dagsboro
19941	Ellendale
19944	Fenwick Island
19945	Frankford
19947	Georgetown
19951	Harbeson
19958	Lewes
19960	Lincoln
19963	Milford
19966	Millsboro
19967	Millville
19968	Milton
19970	Ocean View
19971	Rehoboth
19975	Selbyville

SECONDARY SERVICE AREA	
ZIP CODE	CITY/TOWN
19931	Bethel
19933	Bridgeville
19940	Delmar
19950	Greenwood
19956	Laurel
19963	Milford
19973	Seaford

TERTIARY SERVICE AREA	
ZIP CODE	CITY/TOWN
21811	Berlin
21842	Ocean City
21851	Pocomoke City
21853	Princess Anne

**Map 1: Beebe Healthcare's Service Area Map**





## Community Engagement

### *Listening to Voices, Building Solutions*

Beebe Healthcare's comprehensive CHNA was deeply rooted in community engagement, ensuring that a diverse range of voices guided the process. Input was gathered from a wide array of community stakeholders, including educators, government officials, healthcare professionals, nonprofit leaders, and representatives from health and human service organizations across Beebe Healthcare's service area in Sussex County. These individuals brought unique perspectives and frontline experiences that illuminated the region's most pressing health concerns, particularly those affecting vulnerable and underserved populations.

To strengthen the assessment, the data collection included one-on-one stakeholder interviews and a series of targeted focus groups with residents from varied backgrounds, including seniors and low-income families. These discussions provided candid, firsthand accounts of barriers to care, gaps in local services, and the lived experiences that shape health outcomes in Sussex County. The engagement process was not only informative but essential for building trust and ensuring that community voices guided the CHNA's direction.

In parallel, secondary data analysis from local, state, and federal databases provided context on demographic trends, disease prevalence, and social determinants of health across the region. The integration of qualitative insights and quantitative data enabled a deep understanding of health disparities, facilitating the identification of key themes, including high-risk behaviors, chronic disease burdens, and access challenges. Beebe Healthcare's commitment to inclusive engagement laid the groundwork for actionable strategies that reflect the needs, priorities, and aspirations of the communities it serves.

**Figure 2: Community Engagement**









# Community At-A-Glance

## Understanding Who We Serve

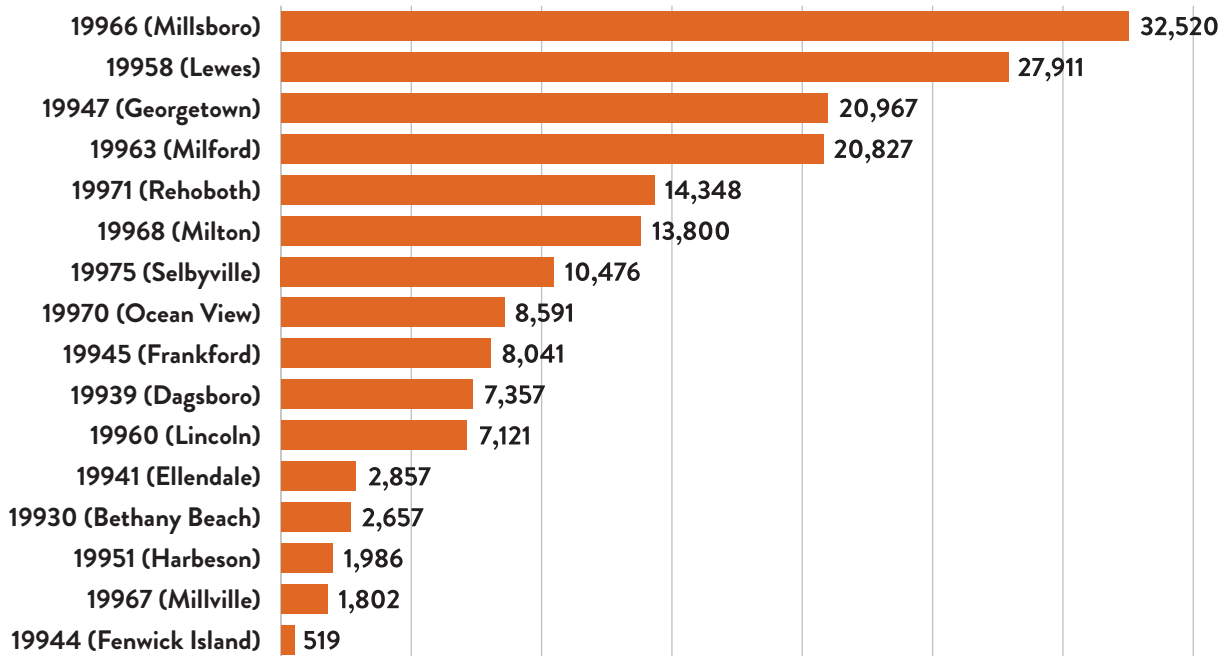
The data presented in Beebe Healthcare's community-at-a-glance section focuses on its primary service areas, encompassing the core communities that utilize Beebe Healthcare's services most readily. These regions represent the greatest patient volume and have the strongest ties to Beebe Healthcare's clinical and community outreach efforts. While Beebe Healthcare also serves individuals beyond these primary areas, data from secondary regions are not included because of comparatively lower service utilization and limited direct impact on Beebe Healthcare's operations. Beebe Healthcare's primary service area ZIP codes are defined below.<sup>8</sup>

<sup>8</sup> Beebe Healthcare's commitment to community health extends to every resident of Sussex County and the broader Delmarva Peninsula, not just those living in its primary service area. By embracing the needs of all communities in the region, Beebe ensures equitable access to care for every individual, regardless of where they live.



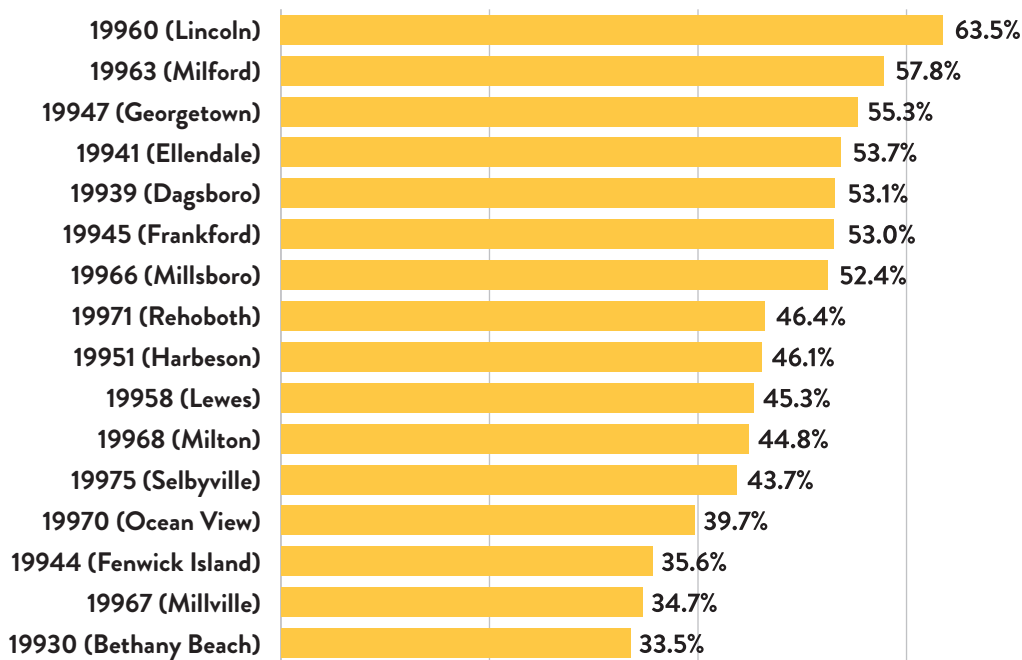


Figure 3: Number of Residents



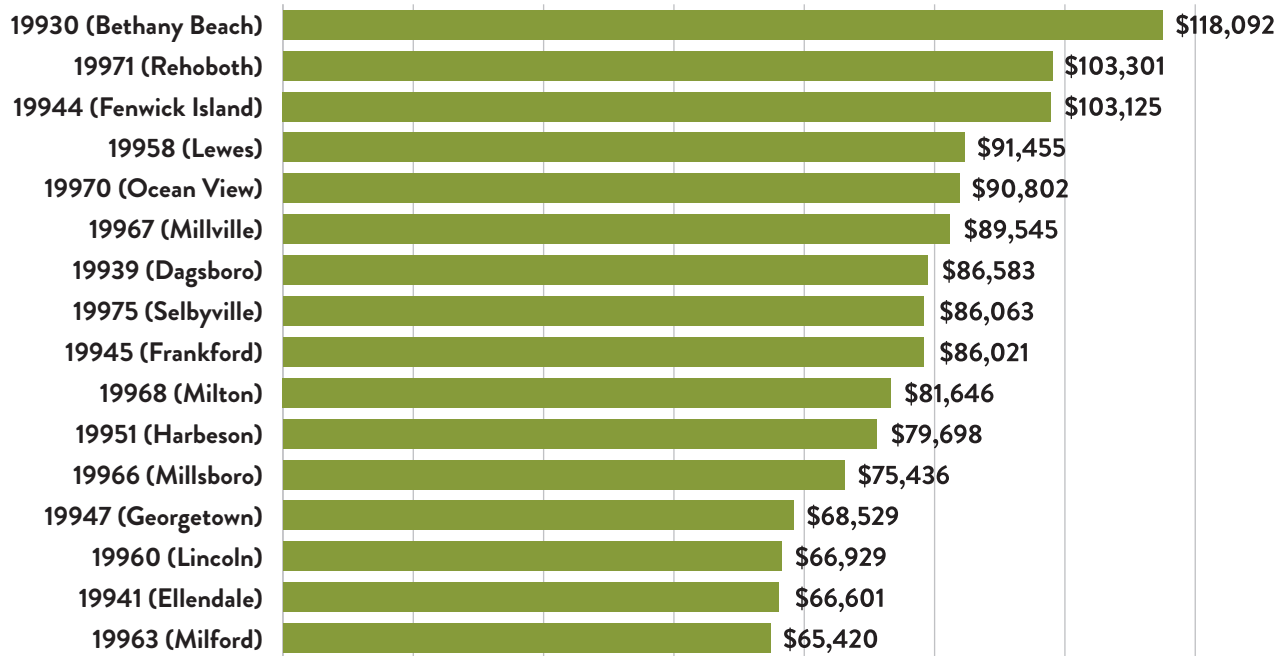
Source: [U.S. Census Bureau, 2020](#)

Figure 4: Percent Employed



Source: [U.S. Census Bureau, 2023](#)

Figure 5: Median Household Income



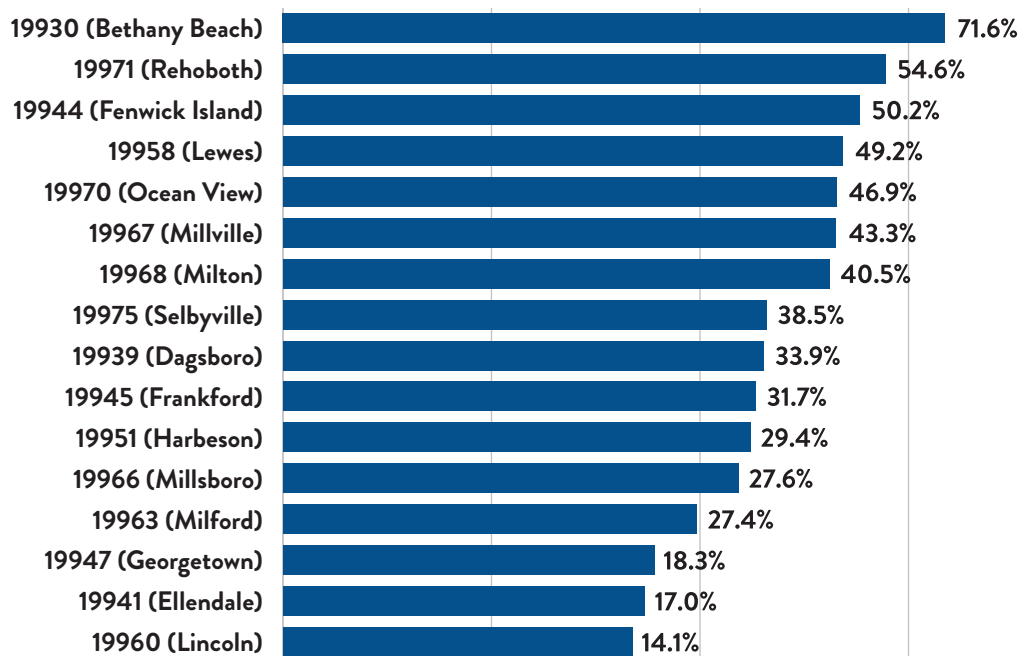
Source: [U.S. Census Bureau, 2023](#)





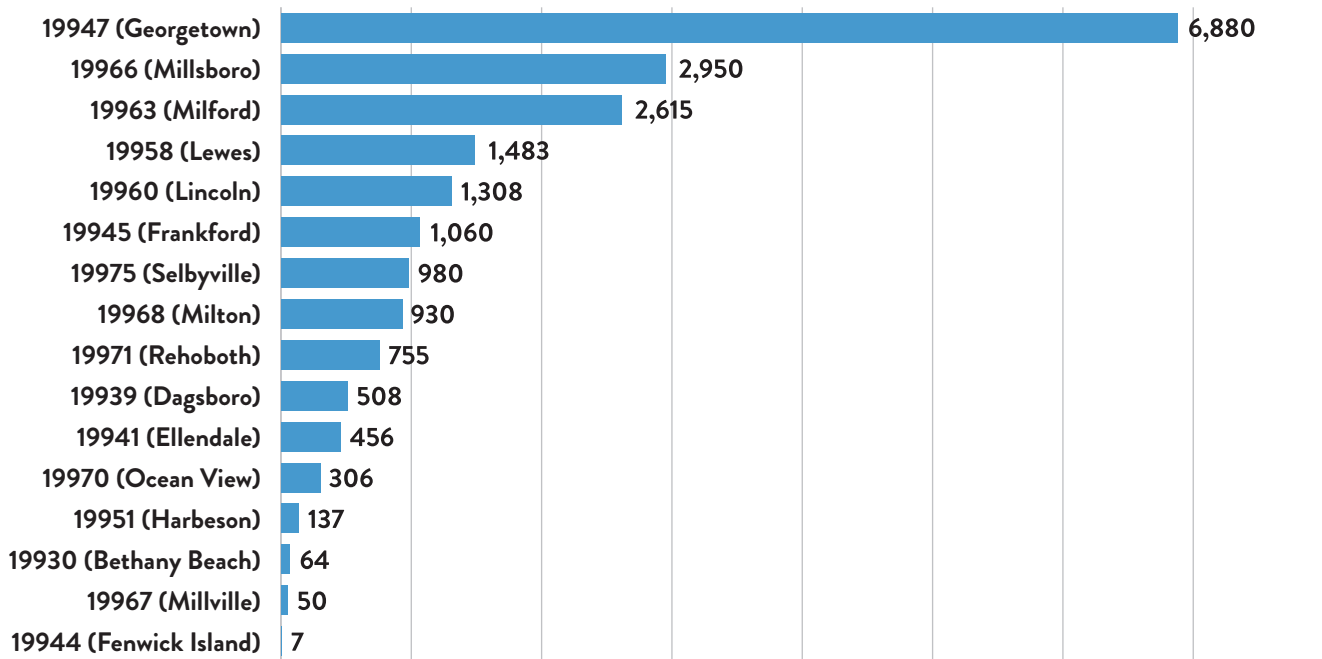


**Figure 6: Bachelor's Degree or Higher**



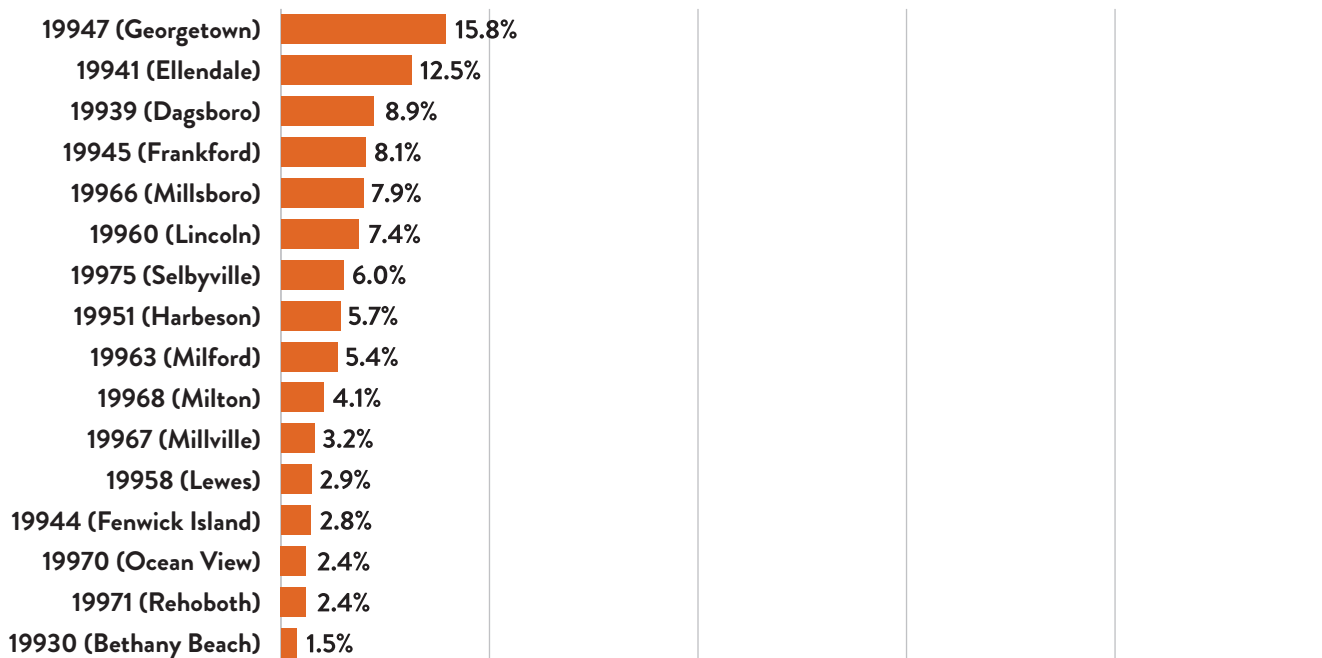
Source: [U.S. Census Bureau, 2023](#)

Figure 7: Residents who are Hispanic/Latino or Any Race



Source: [U.S. Census Bureau, 2020](#)

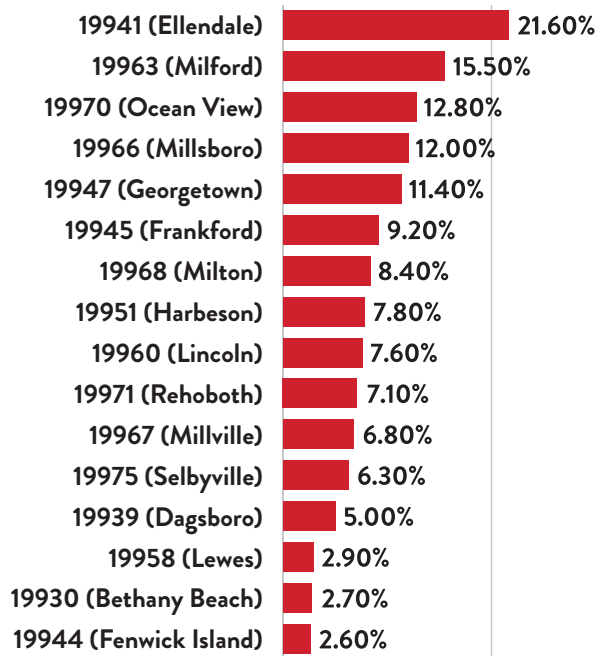
Figure 8: Residents with No Healthcare Coverage



Source: [U.S. Census Bureau, 2023](#)



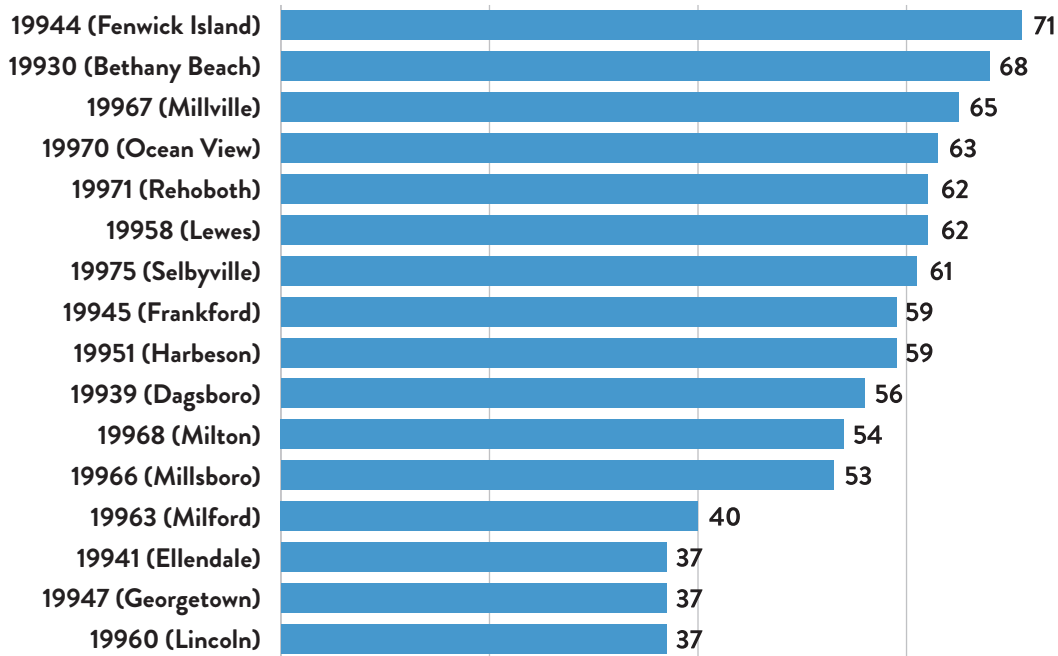
Figure 9: Poverty



Source: [U.S. Census Bureau, 2023](#)

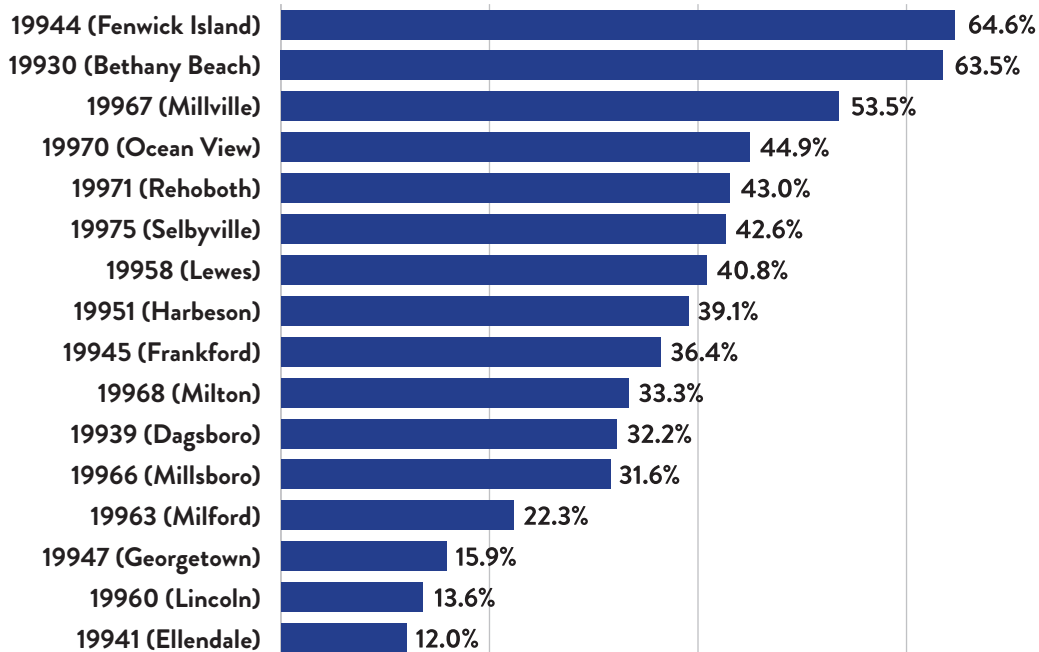


Figure 10: Median Age



Source: [U.S. Census Bureau, 2023](#)

Figure 11: Age 65 and Older

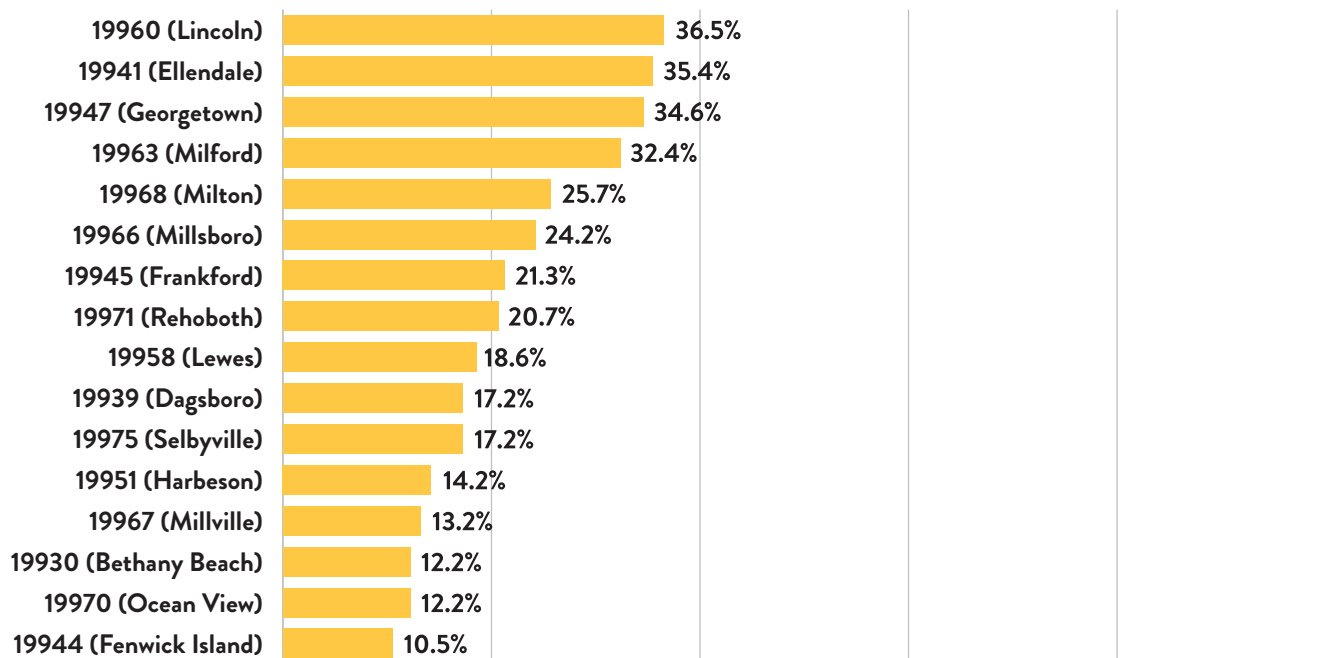


Source: [U.S. Census Bureau, 2023](#)





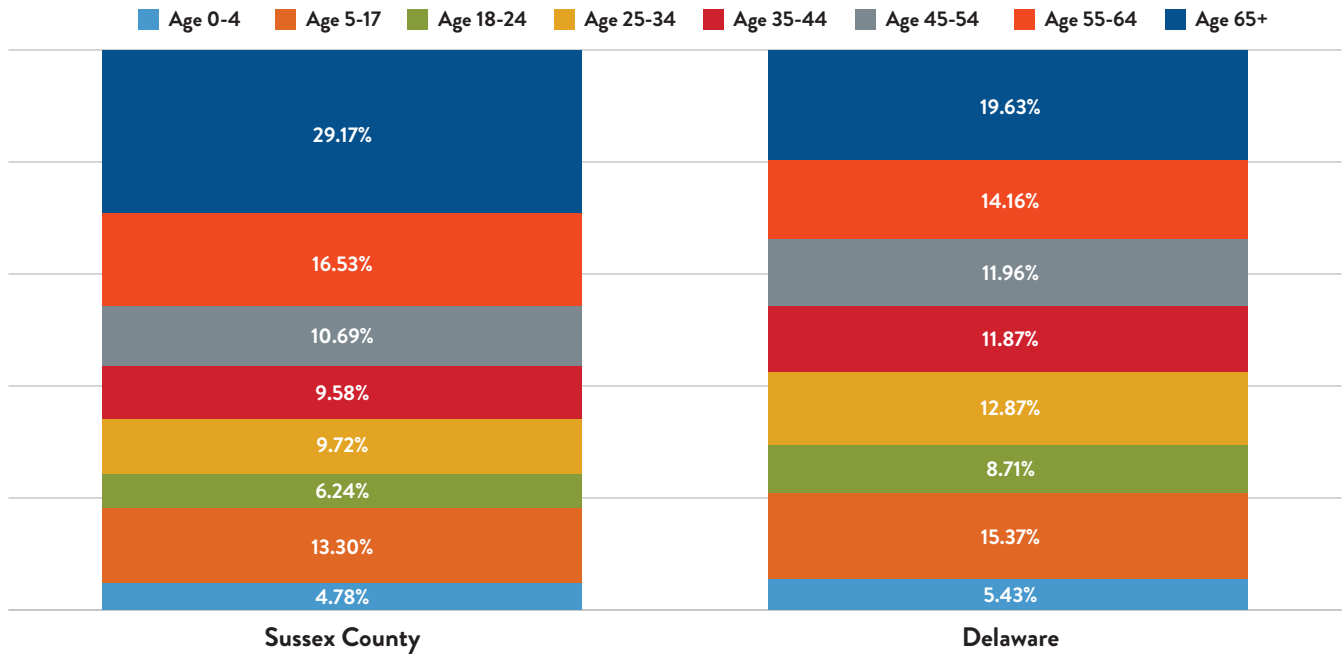
**Figure 12: Residents who Have Never Been Married**



Source: [U.S. Census Bureau, 2023](#)



Figure 13: Percentage of Residents Broken into Age Groups

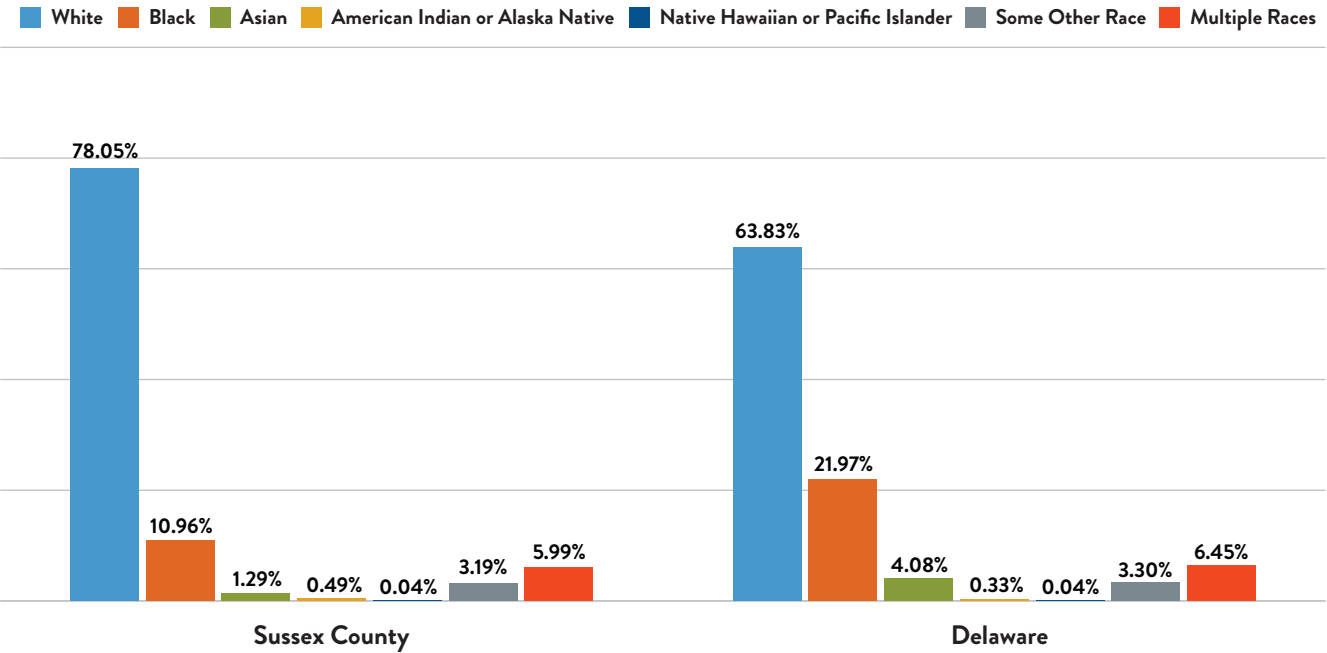


Source: U.S. Census Bureau, American Community Survey, 2018-2022





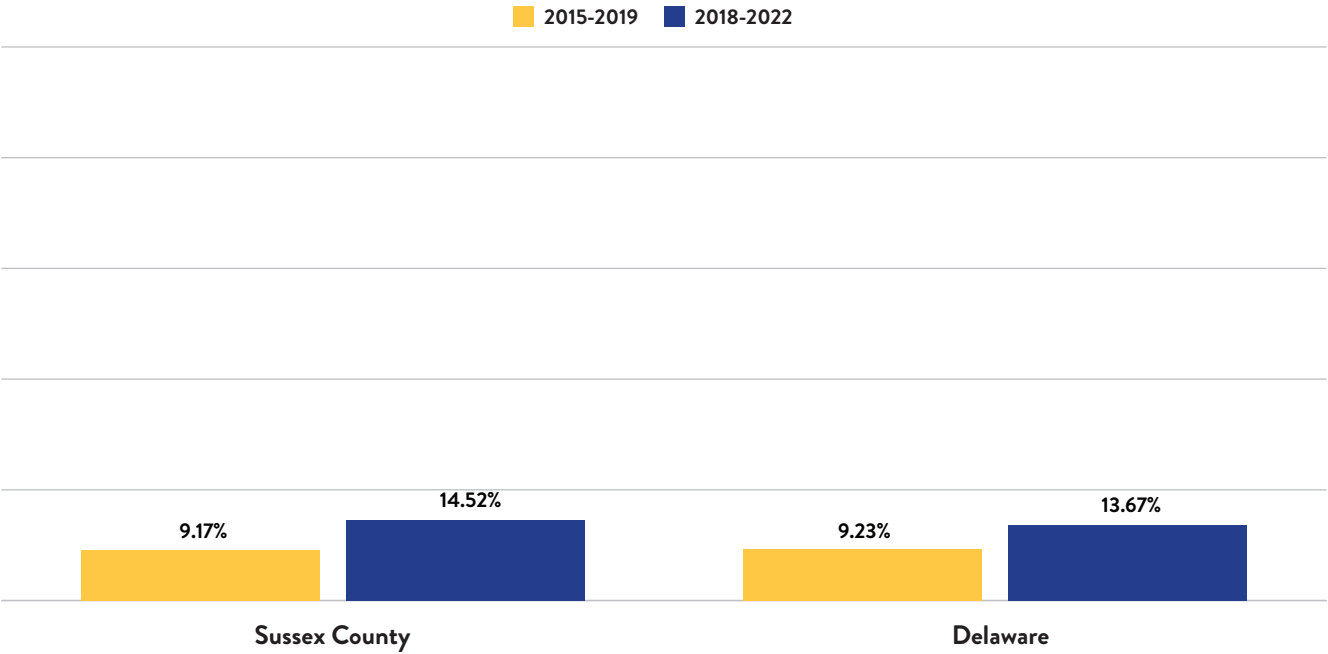
Figure 14: Population by Race



Source: U.S. Census Bureau, ACS, 2018-2022

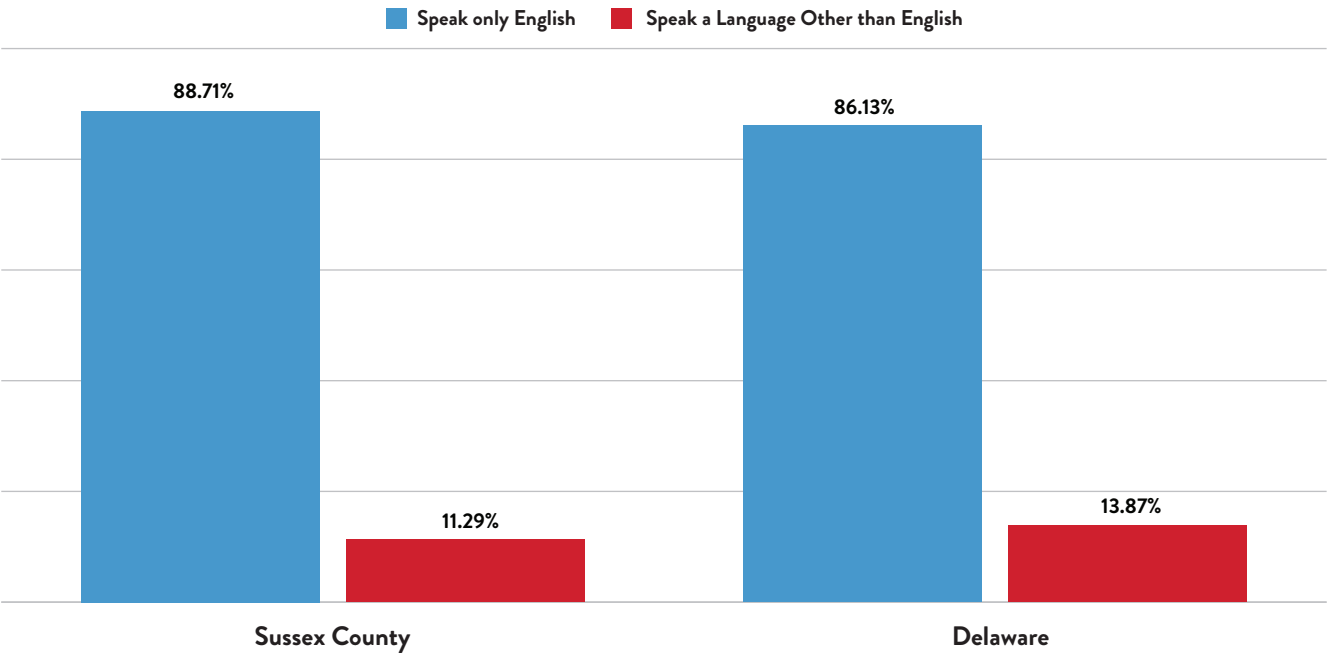


Figure 15: Population with Any Disability



Source: U.S. Census Bureau, American Community Survey, 2015-2019; 2018-2022

Figure 16: Disabled Population of English-Speakers vs. Non-English Speakers

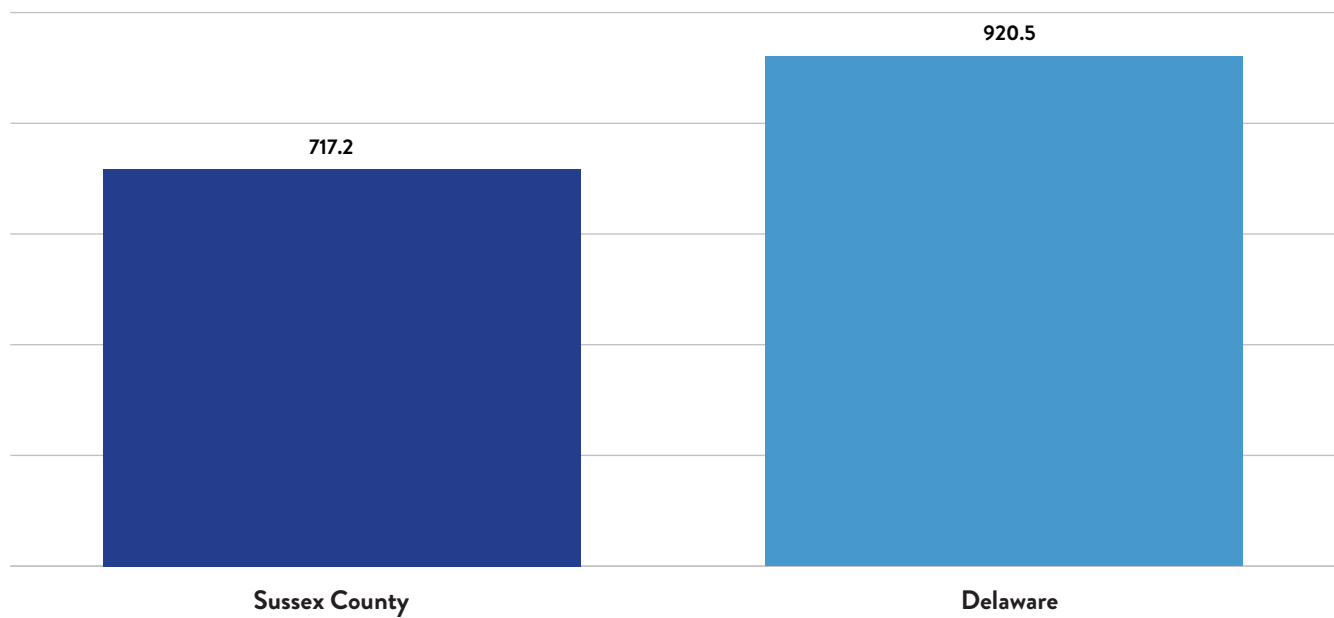


Source: U.S. Census Bureau, American Community Survey, 2018-2022





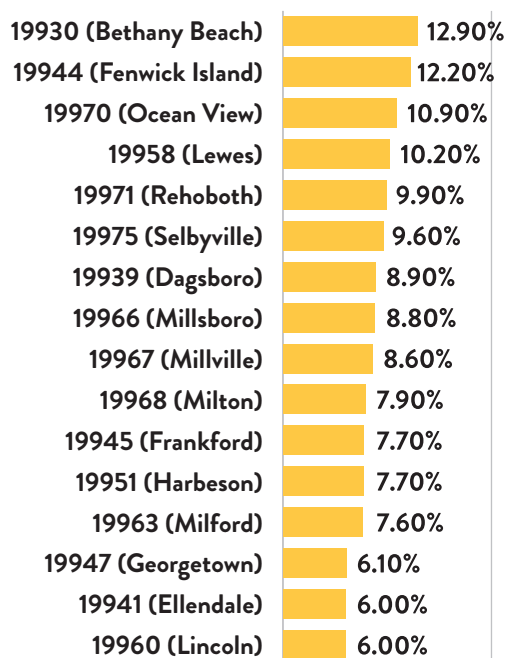
Figure 17: Violent Crime (Per 100,000 Population)



Source: IP3 Assess; Urban Data Catalog, 2022



Figure 18: Cancer by Zip Codes

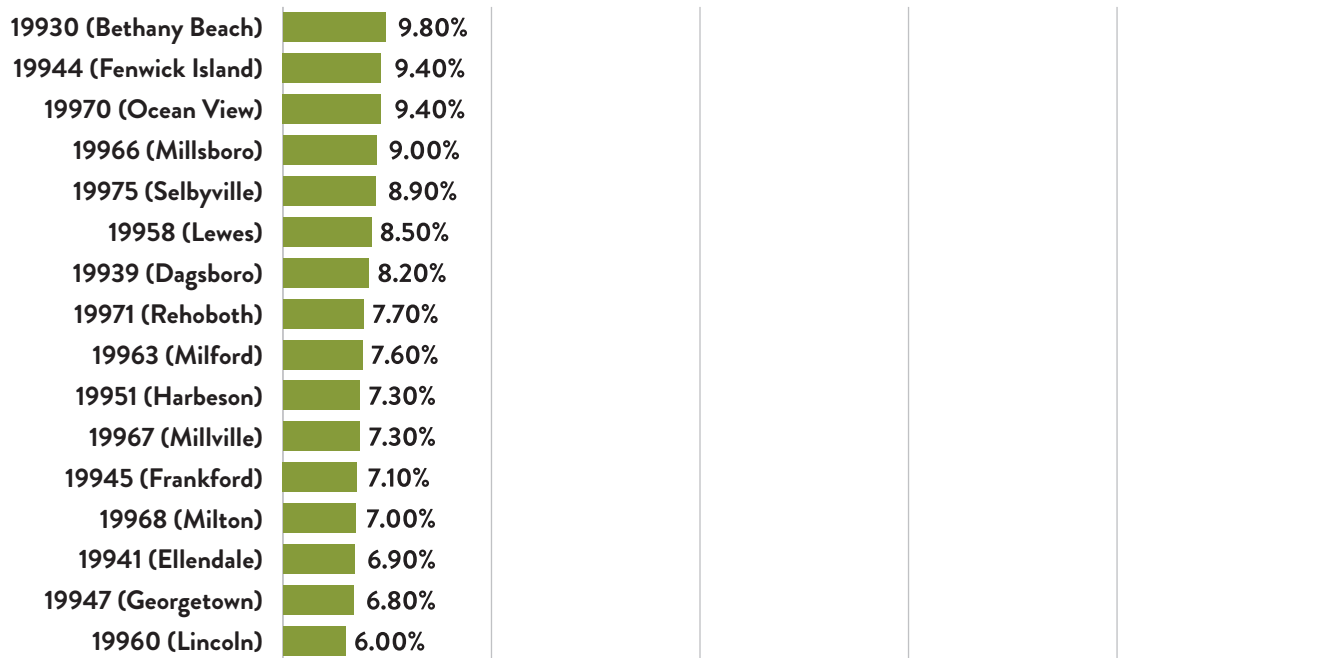


Source: Delaware Environmental Public Health Tracking Network; My Healthy Community, 2020






Figure 19: Heart Disease by Zip Codes



Source: Delaware Environmental Public Health Tracking Network; My Healthy Community, 2020

Figure 20: Stroke by Zip Codes



Source: Delaware Environmental Public Health Tracking Network; My Healthy Community, 2020

## Next Steps

Following the completion of the CHNA, Beebe Healthcare will transition into the implementation planning phase, during which strategic goals and action-oriented initiatives will be developed to address the most pressing health priorities identified. Beebe Healthcare will collaborate closely with community partners, leveraging its clinical expertise, outreach capacity, and regional relationships to co-create impactful solutions that reflect local needs. Through this collaborative process, Beebe Healthcare will align its internal resources with external efforts to maximize reach and effectiveness. The prioritization of health issues—chronic conditions, behavioral health, and cancer—will serve as a roadmap for targeted community health improvement initiatives aimed at advancing equity, wellness, and overall quality of life for all residents in the communities it serves.







## Data Gaps

Beebe Healthcare's community health needs assessment was based on the most current and comprehensive data available. Beebe Healthcare recognized several data gaps during its CHNA, particularly in reaching specific, disparate, and vulnerable populations. While significant efforts were made to engage a broad cross-section of the community, including outreach through focus groups and stakeholder interviews, some groups remained underrepresented. For example, it was challenging to collect data from incarcerated individuals or residents who did not speak English. Challenges remained because of restrictions and limited communication channels. Despite these limitations, the assessment was designed to offer a broad and insightful overview of the community's health, recognizing that data constraints may impact the ability to capture every aspect of community health needs.



## Consultants

Beebe Healthcare contracted with Tripp Umbach, a private health care consulting firm, to complete a Community Health Needs Assessment and Implementation Strategy Plan. Tripp Umbach has collaborated with over 300 communities across all 50 states. More than one in five Americans live in a community where our firm has worked.

From community needs assessment protocols to fulfilling Patient Protection and Affordable Care Act IRS 990 requirements, Tripp Umbach has turned needs assessments into practical action plans with sound implementation strategies, evaluation processes, and funding recommendations for hundreds of communities. Tripp Umbach has conducted over 400 community health needs assessments and has collaborated with more than 800 hospitals.

Changes introduced by the PPACA have placed an increased emphasis on population health and well-being, as well as on collaborative efforts among providers, public health agencies, and community organizations to improve the overall health of communities.







## Special Thanks

Motivated by a shared commitment to community well-being, the creation of this report reflects Beebe Healthcare’s ongoing dedication to driving meaningful change. Spearheaded by the Population Health Advisory Council, this initiative brought together a diverse network of voices—including local leaders, healthcare professionals, and social service partners—to listen, learn, and prioritize our region’s most pressing needs. Through thoughtful engagement and collaboration, we have built a clearer understanding of the barriers to health and the opportunities for progress. While challenges remain, our path forward is strengthened by the passion, insight, and resolve of those who stand with us. Together, we are building a healthier, more equitable future for all.

**Table 4: CHNA Steering Committee (in alphabetical order by last name)**

NAME	POSITION
<b>Kimberly Blanch</b>	Director of Community & Mobile Outreach - Beebe Healthcare
<b>Dr. Bill Chasanov</b>	Senior Vice President /Chief Health Systems Design Officer - Beebe Healthcare
<b>Stacie Gosting</b>	Manager of Community Services - Beebe Healthcare
<b>Sandra Meagher</b>	Population Health Advisory Council Member - Beebe Healthcare
<b>Loretta Ostroski</b>	Vice President of Continuum of Care & Integrated Care - Beebe Healthcare
<b>Cristen Owen</b>	Community Relations & Events Coordinator - Beebe Healthcare
<b>Angie Scott</b>	Community & Mobile Outreach Coordinator - Beebe Healthcare
<b>Danielle Socrates</b>	Vice President of Value Based-Care & Transformation - Beebe Healthcare
<b>Kristen Rios</b>	Population Health Data Coordinator - Beebe Healthcare
<b>Dr. David Tam</b>	President & Chief Executive Officer - Beebe Healthcare



## Additional Information

Beebe Healthcare will develop implementation plans that leverage its strengths and resources to effectively address community health needs and improve the overall well-being of residents in Sussex County. For more information about the CHNA and its findings, please contact:

### Kim Blanch

**Director of Community & Mobile Outreach at Beebe Healthcare**

Beebe Healthcare 424 Savannah Road, Lewes, DE 19958

[kblanch@beebehealthcare.org](mailto:kblanch@beebehealthcare.org)

[Beebehealthcare.org](http://Beebehealthcare.org)











[Beebehealthcare.org](https://www.beebehealthcare.org)

Main Campus: 424 Savannah Road  
Lewes, DE 19958

